



SECURE GARDEN
STORAGE

Asgard 
storage for life

bike sheds,
motorbike garages,
garden sheds,
worksheds &
toolsheds







about asgard

Asgard Secure Steel Storage is a division of Flexiform Business Furniture Limited, a leading supplier of steel storage systems for over 50 years. Asgard can draw on a wealth of metal fabrication experience with a long history of engineering and manufacturing excellence.

As a business Asgard are ISO 14001 (environmentally approved) and 9001 (quality assured) accredited as well as UKAS accredited and 45001 registered. With an unrivaled reputation for quality and innovation you can be sure of our long term commitment to supplying quality products. Our extensive range of metal storage has been reviewed and tested by leading independent industry publications – many of our storage units are Police approved, Insurance approved and UK Locksmith approved. Our gas bottle storage is the only Calor gas approved system available. Asgard's reputation is built on quality UK manufacturing – all of our products are designed and manufactured in Yorkshire, and are made from heavy, galvanised (weatherproof) steel, featuring integral metal floors*, vented roofs and high quality locking systems.

customer services

Help and advice is always at hand. Asgard have a team of Yorkshire-based customer service operators available with help and advice for all of our products and services. We also operate an online Live Chat service for instant online advice.

We offer a free nationwide delivery service**, using our own installation teams for your convenience. All of our products are delivered by our own employees, on our own vehicles across the UK. Each of our sheds have been designed to be self-assembled with a minimum amount of tools, however a convenient installation service is available through our own fully trained installation teams. Installation can be carried out as part of the delivery service.

Customer Services Opening Hours

Call: 03456 580 730

Monday–Thursday: 8.30am–4.30pm

Friday: 8.30am–3.30pm, Weekend: Closed

Live Chat Opening Hours Monday–Friday: 10am–3pm

Email us: sales@asgardsss.co.uk



All information in this brochure is accurate at time of writing. Asgard reserve the right to amend product details without notification as part of our ongoing continuous improvement program.

* Depending upon model

** Exclusions apply, remote areas may incur a charge

asgard features

WHY METAL AND NOT WOOD?

One of the most common questions Asgard get asked is “why should I buy metal when it will just rust? Why should I not buy a cheaper, wooden shed?” All Asgard sheds are made from thick, galvanised (weatherproof) steel and coated in a polyester powder coat paint. This combination of processes makes the steel not only weatherproof but exceptionally tough and durable. Asgard use only zinc coated (rust resistant) screws for assembling our sheds, for a better quality fixing and long life.

WEIGHT

Good quality metal sheds are heavy. Asgard sheds are made from thick steel and include an integral metal base**, so an Asgard shed is **very** heavy! With weight comes quality and security, our sheds can weigh over 60 stone** so you can be sure of strength and security. You can choose to fix your unit to the floor using our (included) ground fixing kits, giving you the maximum security for your tools and equipment. On average our units are 5 times heavier than the equivalent sized product from other companies.

SECURITY

Our metal shed has a metal roof and metal doors. A wooden shed is weak in comparison and can be simply “kicked” in. An Asgard unit has integral stiffeners, internal shoot bolts**, double-folded joints, hidden fixings, integral all-metal floors, pick-resistant locks and ground anchor points. Add to this our internal roof clips** and you really have the maximum security possible. Many Asgard units have been approved by the UK Locksmiths Association or are LPCB rated to level 1 and Police approved (Secured by Design).

MAINTENANCE

Other than a periodic wipe down and lightly oiling the hinges, Asgard units are virtually maintenance free. Unlike wooden sheds, no annual felting of the roof, repainting, rotten panels, leaks or doors blown off in the wind.

WARRANTY

All Asgard storage are covered by a 10 year anti-perforation warranty*, giving you the confidence that your Asgard unit will provide you with many years of secure storage. Please note handles are not covered in the warranty as they are designed to shear off in an attempted break in.



KEY FEATURES

01. **Galvanised Steel** - made from tough, galvanised steel making all of our sheds secure and weatherproof.
02. **Low Maintenance** - Asgard all metal sheds require very little maintenance, giving years of trouble free storage.
03. **10 Year Warranty*** - supplied as standard.
04. **No Exposed Screws** - no exposed external fixings or sharp edges making Asgard sheds both secure and safe.
05. **Easy Assembly** - simple step-by-step instructions for easy home assembly (an installation service is also available).
06. **Pick-and-Drill Resistant Locks**** - fitted to most Asgard storage units to provide the best possible security.
07. **Unique Shed Ventilation** - a unique shed ventilation system helps maintain air flow inside even when the unit is locked, so minimises the build up of condensation inside the unit.
08. **Accessories** - pre-drilled for a range of storage accessory packs including shelving, hooks, wooden subfloors and more.
09. **Integral Metal Floor** - adds strength and stability to the units providing even more security.
10. **Approved Storage** - Asgard storage is UK Locksmith approved, Insurance approved, Police approved, and industry approved!*
11. **Made in the UK** - designed and made right here in the UK.

*Excludes hinges (2 year warranty) and locks (12 months)

**Models may vary

Seven.

UNIQUE SHED VENTILATION

Eleven.

MADE IN THE UK

Eight.

ACCESSORIES

Three.

10 YEAR WARRANTY

Two.

LOW MAINTENANCE

Four.

NO EXPOSED SCREWS

Five.

EASY ASSEMBLY

Six.

Pick-and-drill
RESISTANT LOCKS

One.

GALVANISED STEEL

Nine.

INTEGRAL METAL
FLOOR

Ten.

POLICE (SECURED BY
DESIGN), LPCB & UK
LOCKSMITH APPROVED





Alistair Brownlee MBE
Team GB Triathlete



tried and tested

Asgard sheds are industry leaders, our sheds have been truly tried and tested by the public, professional athletes (including GB team cyclists Helen Scott, Ellinor Barker, Victoria Barnes (née Williamson), Ellie Dickinson, Laura and Jason Kenny!), cycling fanatics, industry magazines as well as leading national newspapers and TV series'.



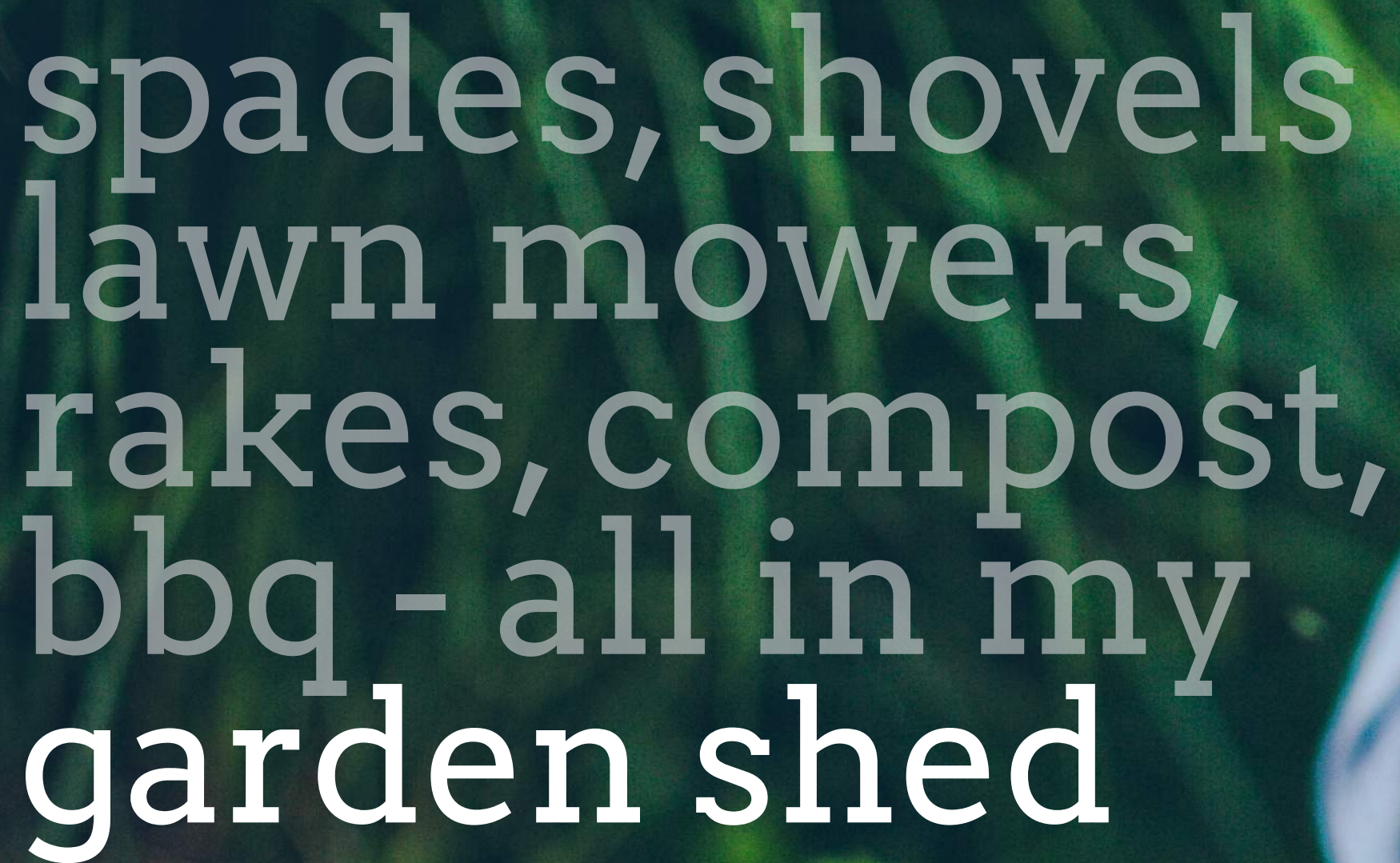
HELEN SCOTT MBE
Annexe Bike Shed



ELINOR BARKER MBE
Centurion Bike Shed

All of our reviews are available on online (www.asgardsss.co.uk) on each product page, and a cover from purchase through to delivery and installation services. See the back of the brochure for full magazine reviews.



A person wearing a green long-sleeved shirt and white gloves is holding a green garden hose. The background is a lush green garden with pink flowers in the foreground. The text is overlaid on the image.

spades, shovels
lawn mowers,
rakes, compost,
bbq - all in my
garden shed

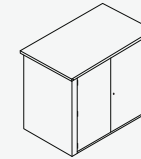


our garden sheds



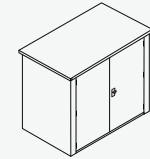
VANGARD

asgard garden sheds



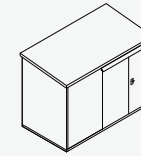
VANGUARD

- 5ft x 3ft
- Double door
- 2-point locking system



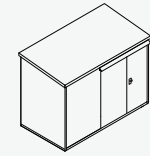
SECURE STORE

- 5ft x 3ft
- Double door
- 3-point locking system



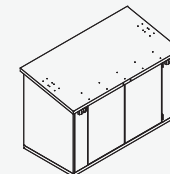
ADDITION

- 6ft x 3ft
- Double door
- 3-point locking system



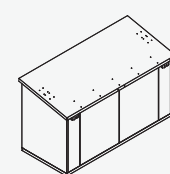
ANNEXE

- 6ft x 3ft
- Double door
- 5-point locking system



ACCESS

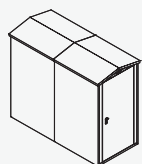
- 7ft x 4ft
- Lid & Double door
- 3-point locking system






ACCESS PLUS & ACCESS E

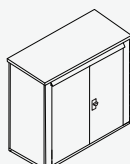
- 8ft x 4ft
- Lid & Double door
- 3-point locking system

asgard garden sheds






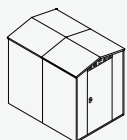
SENTRY

-  3ft x 7ft
-  Single Door
-  3-point locking system






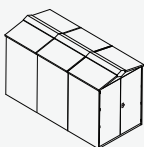
TROJAN PLUS

-  7ft x 3ft
-  Double Door
-  5-point locking system






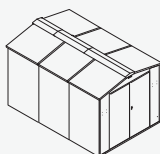
FLEXISTORE RANGES

-  5ft x 4ft / 7ft / 11ft
-  Single Door
-  3-point locking system






CENTURION RANGES

-  5ft x 7ft / 10ft / 14ft
-  Double door
-  5-point locking system



GLADIATOR RANGES

-  5ft x 7ft / 11ft / 14ft
-  Double door
-  5-point locking system



"This is my 4th product
I've purchased from
Asgard great product
and service"

- Stan



vanguard.

Built from heavy gauge galvanised steel panels, with a heavy-duty integral metal floor and large double door access, the Vanguard garden storage is an ideal secure home for lawn mowers, patio furniture and all your garden tools. A fully ventilated design keeps condensation at bay, keeping equipment safe and

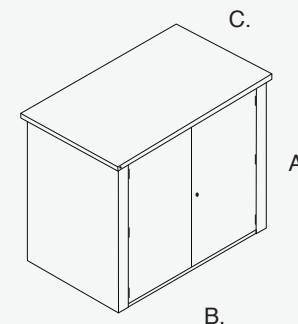
dry. Fitted with a solid 2-point locking system with a thumb-turn lock and a padlock fitting (for use with your own padlock), the Vanguard garden shed is an exceptionally secure and versatile storage unit ideal for everyday use. Perfect for patios or smaller gardens.



MADE IN BRITAIN

"True quality"

- Neil



key features

VANGARD SECURITY

- 2 point locking system to suit your own padlock
- Integral full metal base with fixing kit for securing the unit to the ground

VANGARD DESIGN

- Wide double door access
- Compact design
- Sloping roof
- Integral shed ventilation keeping equipment dry
- Green, grey or ivory finish

ASGARD FEATURES

- Weatherproof construction made from strong, thick, galvanised steel
- Supplied with a 10 year warranty as standard
- Maintenance free with no repainting or rotting
- Internal fixings with no externally exposed fixtures, safe and secure
- Easy self assembly with instructions provided
- Installation service available
- Accessory packs available

dimensions

UNIT DIMENSIONS

- A. Height: 1312mm (4ft 3")
At rear: 1266mm (4ft 1")
B. Width: 1542mm (5ft 1")
C. Depth: 950mm (3ft 1")
Weight: 76Kg (12 stone)

BASE DIMENSIONS

1600mm x 1000mm

DOOR APERTURE

1260mm x 1200mm

DOOR CLEARANCE

650mm

"We are really pleased
with our new secure shed
and look forward to many
years of use from it."

- CC Road

secure store - 5ft x 3ft



secure store.

The Asgard Secure Store is a great value, 5 x 3 metal garden shed. Fully ventilated to reduce condensation, this shed is built from weatherproof (galvanised) steel panels with an integral metal floor and large double door access. This garden storage unit is an ideal secure home for all of your everyday garden essentials, tools, toys and more. Inside the Secure Store you can be sure

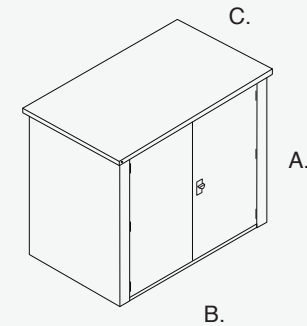
your items will be kept safe, yet instantly accessible via the 170-degree wide opening doors. To protect your stored items from theft and help keep them safe, the secure store shed is fitted with a tough 3-point locking system and features a pick-and-drill resistant euro cylinder lock with internal dead bolt (for extra secure storage).



MADE IN BRITAIN

"This is a serious bit of shed, well made delivered on time all the bits were there. Great stuff"

- Cheapskate



key features

SECURE STORE SECURITY

- 3-point locking system
- Pick-and-drill resistant lock
- Integral full metal base with fixing kit for securing the unit to the ground

SECURE STORE DESIGN

- Wide double door access
- Compact design
- Sloping roof
- Integral shed ventilation keeps equipment dry
- Green, grey or ivory finish

ASGARD FEATURES

- Weatherproof construction made from strong, thick, galvanised steel
- Supplied with a 10 year as standard warranty
- Maintenance free with no repainting or rotting
- Internal fixings with no externally exposed fixtures, safe and secure
- Easy self assembly with instructions provided
- Installation service available
- Accessory packs available

dimensions

UNIT DIMENSIONS

- A. Height: 1312mm (4ft 3")
At rear: 1266mm (4ft 1")
B. Width: 1542mm (5ft 1")
C. Depth: 950mm (3ft 1")
Weight: 76Kg (12 stone)

BASE DIMENSIONS

1600mm x 1000mm

DOOR APERTURE

1260mm x 1200mm

DOOR CLEARANCE

650mm

addition.

The Asgard Addition is a medium sized 6 x 3 all metal garden shed providing secure outdoor storage of your garden tools and equipment. This unit is an ideal secure store for your more expensive gardening equipment which you need to remain secure, yet require regular access to. The Addition shed is fully ventilated to reduce condensation inside, and is built from our tough, galvanised (weatherproof) steel with an integral metal floor.

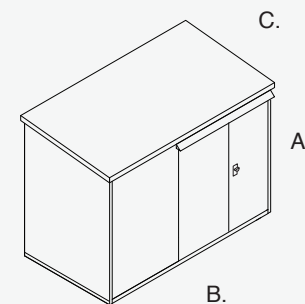
With convenient large double door access, a 3-point pick-and-drill resistant locking system and weighing in at 103kg (16.3 stone), the Addition garden store is an exceptionally secure and versatile storage unit providing excellent weatherproof protection for your gardening equipment to keep your tools safe and dry.



the **guardian**

"Good quality shed,
great customer
service"

- Guest



key features

ADDITION SECURITY

- 3-point locking system with pick-and-drill resistant lock
- Integral full metal base with fixing kit for securing the unit to the ground

ADDITION DESIGN

- Wide double door access
- Door handing can be changed by the user
- Integral weather guard and shed ventilation keeps equipment dry
- Green, grey or ivory finish

ASGARD FEATURES

- Weatherproof construction made from strong, thick, galvanised steel
- Supplied with a 10 year warranty as standard
- Maintenance free with no repainting or rotting
- Internal fixings with no externally exposed fixtures, safe and secure
- Easy self assembly with instructions provided
- Installation service available
- Accessory packs available

dimensions

UNIT DIMENSIONS

- A. Height: 1444mm (4ft 7")
- B. Width: 1832mm (6ft)
- C. Depth: 924mm (3ft)
- Weight: 103Kg (16.3 stone)

BASE DIMENSIONS

1990mm x 1100mm

DOOR APERTURE

1180mm x 1140mm

DOOR CLEARANCE 650mm

See back of
brochure for
a review

" Impressed with the fact that the screws cannot be removed from outside and like the lock."

- Pilgrim

additions - 6ft x 3ft

"Brilliant, I have had 2 attempted break-ins in the last 6 months, and they never got in. The handle just sheared off and left my tools nice and safe inside"

- Ade



annexe - 6ft x 3ft

annexe.

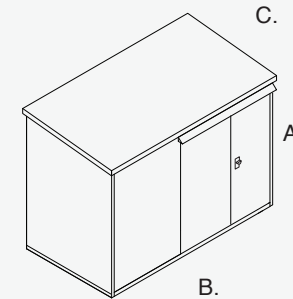
The Annexe high-security garden shed from Asgard is a Police approved (Secured by Design), Locksmith approved and LPCB approved maximum security garden shed. If you are in a high-risk area where security is an issue, or you just enjoy peace of mind, you'll need maximum protection for your tools and equipment. As with all Asgard storage, the Annexe features a ventilated design

to reduce condensation and is built from very thick, heavy gauge galvanised steel panels and features a heavy-duty integral metal floor, 5-point locking system, welded hinges and reinforced double doors - for even more security the Annexe is supplied with heavy-duty ground bolts, allowing you to secure the shed to the ground for total security.



"The storage unit is superb. Very solid and secure."

- Onion



key features

ANNEXE SECURITY

- Police Approved (Secured by Design)
- Level 1 LCPB Approved
- Locksmith Approved
- 5 point locking system
- Pick-and-drill resistant lock
- Integral full metal base with fixing kit for securing the unit to the ground
- Reinforced panels, doors, locks, hinges & bracing bars

ANNEXE DESIGN

- Double door access
- Integral rain guard
- Integral shed ventilation keeping equipment dry

ASGARD FEATURES

- Weatherproof construction made from strong, thick, galvanised steel
- Supplied with a 10 year warranty
- Maintenance free with no repainting or rotting
- Internal fixings with no externally exposed fixtures, safe and secure
- Easy self assembly with instructions provided
- Installation service available
- Accessory packs available
- Green, grey or ivory finish

dimensions

UNIT DIMENSIONS

- A. Height: 1444mm (4ft 7")
- B. Width: 1832mm (6ft)
- C. Depth: 924mm (3ft)
- Weight: 138Kg (21.7 stone)

BASE DIMENSIONS

1990mm x 1100mm

DOOR APERTURE

1180mm x 1140mm

DOOR CLEARANCE 650mm

All dimensions and weights are approximate.

See back of brochure for a review

"Security is top notch.
No-one is going to
break in quickly and
quietly."
- Mark

access - 7 x 4ft



access.

The 7 x 4 Access is an all metal garden shed designed to give you the easiest possible access to your garden tools and equipment. A heavy-duty integral metal base, two large (reinforced) doors and a reinforced gas lift lid give the Access garden shed excellent flexibility for storing even large garden items, such as BBQs and ladders. The Access garden store has a tough 3-point locking system, combining security rated level 8

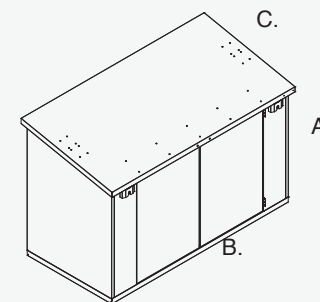
padlocks (recommended) with internal steel deadbolts and solid steel lock shrouds. The gas lift lid coupled with large double doors gives easy access to all of your garden tools and furniture. This fully ventilated shed reduces condensation inside keeping items safe and dry. The low, compact design is ideal for smaller gardens or where space is at a premium such as under a window.



MADE IN BRITAIN

"... worth every penny! If you want peace of mind while you're at work or on holiday then get an Asgard."

- Andy



key features

ACCESS SECURITY

- Tough shrouded twin lock
- 3-point locking system
- Integral full metal base with fixing kit for securing the unit to the ground
- Designed for level 8 disc padlocks (optional extra)

ACCESS DESIGN

- Wide double door access with gas lift lid for full access
- Integral shed ventilation keeping equipment dry
- Green, grey or ivory finish

ASGARD FEATURES

- Weatherproof construction made from strong, thick, galvanised steel
- Supplied with a 10 year warranty*
- Maintenance free with no repainting or rotting
- Internal fixings with no externally exposed fixtures, safe and secure
- Easy self assembly with instructions provided
- Installation service available
- Accessory packs available

dimensions

UNIT DIMENSIONS

A. Height: 1140mm (3ft 8")
B. Width: 2060mm (6ft 8")
C. Depth: 1043mm (3ft 4")
Weight: 114Kg (18 stone)
Height inc. lid: 1960mm (6ft 5")

BASE DIMENSIONS

2200mm x 1150mm

DOOR APERTURE

1350mm

DOOR CLEARANCE

780mm

*This unit requires 100mm at the rear for the lid to open
All dimensions and weights are approximate.*

See back of brochure for a review

access plus.

The Access Plus is an 8 x 4 metal garden shed boasts both storage space and security. Made from weatherproof galvanised heavy gauge steel, this 8 x 4 shed is tough, yet easy to navigate in and out of. Featuring an easy to use gas powered lift up lid and double front door access, you can easily put your lawnmower and garden tools inside and not have to worry about tripping up over

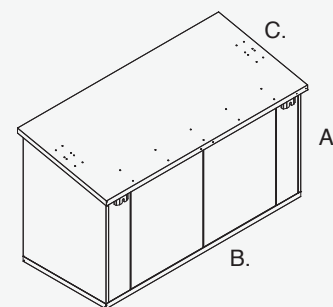
things. With an integral metal base and unique roof ventilation system, condensation is kept to a minimum as air is able to flow within the shed despite it being locked. The integrity and security of the Access Plus garden shed is strengthened through the reinforced doors and level 8 rated padlocks (optional).



MADE IN BRITAIN

"Delivered promptly,
easy assembly
perfect storage."

- Happy



key features

ACCESS PLUS SECURITY

- Tough shrouded twin locking
- 3-point locking system
- Integral full metal base with fixing kit for securing the unit to the ground
- Designed for level 8 disc padlocks (not included)

ACCESS PLUS DESIGN

- Wide double door access with opening lid for full access
- Integral shed ventilation keeping equipment dry
- Green, grey or ivory finish

ASGARD FEATURES

- Weatherproof construction made from strong, thick, galvanised steel
- Supplied with a 10 year warranty*
- Maintenance free with no repainting or rotting
- Internal fixings with no externally exposed fixtures, safe and secure
- Easy self assembly with instructions provided
- Installation service available
- Accessory packs available

dimensions

UNIT DIMENSIONS

- A. Height: 1140mm (3ft 8")
- B. Width: 2306mm (7ft 7")
- C. Depth: 1053mm (3ft 4")
- Weight: 122Kg (19.2 stone)
- Height inc. lid: 1960mm (6ft 5")

BASE DIMENSIONS

2450mm x 1150mm

DOOR APERTURE

1600mm

DOOR CLEARANCE

870mm

*This unit requires 100mm at the rear for the lid to open
All dimensions and weights are approximate.*

"Beautifully
finished product with
first class customer
service."

- Croquetgroup

access plus - 8 x 4ft

access e plus.

Have you ever opened your garden shed, only to find the battery pack on your hedge-trimmer is flat? The Access E Plus comes with a mounting plate, which enables you to install electrical sockets. Meaning you'll be able to power whatever electrical tools you have from the secure metal shed that they're kept in. What's even better is the Access E Plus will provide high-quality

protection for your equipment from thieves, as well as adverse weather conditions. The Access E Plus metal garden shed is made from heavy-gauge, weatherproof, galvanised steel, which keeps the weather out and your stuff safe and dry. The Access E Plus also features a gas assisted lift up lid and double doors for easy access to your equipment.

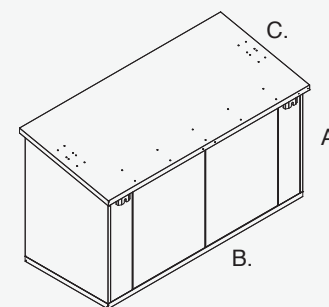


"What a cracker, I love this shed"

- Jonno



MADE IN BRITAIN



key features

ACCESS PLUS SECURITY

- Tough shrouded twin locking
- 3-point locking system
- Integral full metal base with fixing kit for securing the unit to the ground
- Designed for level 8 disc padlocks (not included)

ACCESS PLUS DESIGN

- Wide double door access with opening lid for full access
- Integral shed ventilation keeping equipment dry
- Electric mounting plate* for adding power to your unit

* Electrics not included

ASGARD FEATURES

- Weatherproof construction made from strong, thick, galvanised steel
- Supplied with a 10 year warranty*
- Maintenance free with no repainting or rotting
- Internal fixings with no externally exposed fixtures, safe and secure
- Easy self assembly with instructions provided
- Installation service available
- Accessory packs available
- Green, grey or ivory finish

dimensions

UNIT DIMENSIONS

A. Height: 1140mm (3ft 8")
B. Width: 2306mm (7ft 7")
C. Depth: 1053mm (3ft 4")
Weight: 122Kg (19.2 stone)
Height inc. lid: 1960mm (6ft 5")

BASE DIMENSIONS

2450mm x 1150mm

DOOR APERTURE

1600mm

DOOR CLEARANCE

870mm

This unit requires 100mm at the rear for the lid to open

All dimensions and weights are approximate.



access plus electric - 8 x 4ft



sentry bike & garden.

The Sentry is an ultra-slim galvanised metal shed designed to fit into smaller domestic spaces. The 3ft x 7ft* shed has plenty of storage inside and can handle most outdoor storage needs. Not only will the Sentry meet your garden storage needs, but using the optional bike hanger will allow you to store a single bike on the wall, with a second bike on the ground, creating an instant double bike storage locker. Weighing in at 140kg, this all-metal

weatherproof shed is designed to keep your garden tools safe and dry no matter what the weather. The Sentry features a dual ventilation system to minimise condensation, with a tough 3-point locking system, pick-and-drill resistant locking mechanism and two internal deadbolts to keeping your tools, bikes and equipment safe.

**approx. dimensions*

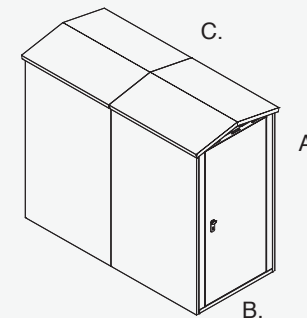


" Handy sized shed. Fits just nicely down the side of my house."

- Kath



MADE IN BRITAIN



key features

SENTRY SECURITY

- Tough 3-point locking system
- Pick-and-drill resistant lock
- Integral full metal base with fixing kit for securing the unit to the ground

SENTRY DESIGN

- Compact design suitable for small spaces
- Integral shed ventilation keeping equipment dry
- Green, grey or ivory finish
- Single door
- Space for optional bike rack

ASGARD FEATURES

- Weatherproof construction made from strong, thick, galvanised steel
- Supplied with a 10 year warranty*
- Maintenance free with no repainting or rotting
- Internal fixings with no externally exposed fixtures, safe and secure
- Easy self assembly with instructions provided
- Installation service available
- Accessory packs available

dimensions

UNIT DIMENSIONS

- A. Height: 1930mm (6ft 4")
B. Width: 1056mm (3ft 6")
C. Depth: 2228mm (7ft 4")
Weight: 145Kg (22.8 stone)

BASE DIMENSIONS

1200mm x 2400mm

DOOR APERTURE

1700mm x 740mm

DOOR CLEARANCE

790mm

All dimensions and weights are approximate.

"We can highly
recommend both this
shed and the quality of
service we have
received"

-Mike



trojan plus bike & garden.

The Trojan Plus is a garden shed/bike storage combination shed. Built from thick, heavy gauge weatherproof steel panels with a tough metal floor and large single door access. This combination garden store is ideal for keeping your everyday garden tools and equipment as well as storing a single road or mountain bike. The Trojan Plus is fitted with a heavy-duty, 5-point locking system featuring a pick-and-drill resistant lock and internal dead bolts.

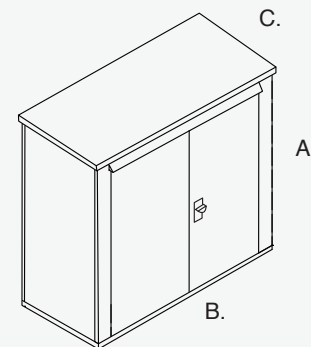
Inside the Trojan Plus features an optional integral bike rack, designed to hold a single bike. The bike rack features bike locking points and security screws, helping to keep your bike safe from theft. This UK designed and manufactured garden store is exceptionally versatile and ideally suited for areas where floor space is at a premium or when you need extra height.



MADE IN BRITAIN

"Really please with my purchase online but was even happier when delivered with the quality of the product. It goes together like a dream. Would high recommend this to any-one looking."

- Steve



key features

TROJAN PLUS SECURITY

- Tough 5-point locking system
- Pick-and-drill resistant lock
- Integral full metal base with fixing kit for securing the unit to the ground

TROJAN PLUS DESIGN

- Large easy access double door ideal for ladders and large equipment
- Integral shed ventilation keeping equipment dry
- Green, grey or ivory finish
- Integral rain guard
- Space for optional bike rack

ASGARD FEATURES

- Weatherproof construction made from strong, thick, galvanised steel
- Supplied with a 10 year warranty*
- Maintenance free with no repainting or rotting
- Internal fixings with no externally exposed fixtures, safe and secure
- Easy self assembly with instructions provided
- Installation service available
- Accessory packs available

dimensions

UNIT DIMENSIONS

- A. Height: 2110mm (6ft 9")
- B. Width: 2200mm (7ft 2")
- C. Depth: 950mm (3ft 1")
- Weight: 160Kg (25 stone)

BASE DIMENSIONS

2350mm x 1100mm

DOOR APERTURE

1760mm x 1572mm

DOOR CLEARANCE

810mm

"Once together the shed is solid, secure and spacious, we'd happily buy another one."

-Nognome



flexistore 1511.

Our Flexistore range of metal sheds offer excellent value secure garden storage, designed and manufactured here in the UK by Asgard. The Flexistore range is available as 5ft x 3ft, 5ft x 7ft and 5ft x 11ft and each variation offers unbeatable security and incredible value that other products simply can't match. The range is built from our usual high quality, weatherproof heavy gauge steel features a tough integral metal floor and the same pick-and-drill resistant, euro cylinder locking system as our Locksmiths

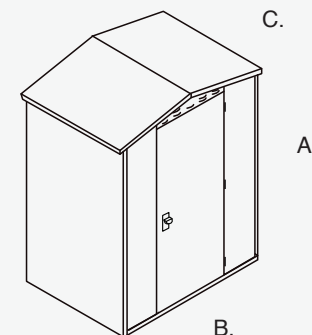
Approved storage products. Exclusive to the Flexistore range of sheds is the additional front ventilation system for improved air flow reducing internal condensation inside even when the unit is fully locked. The Flexistore shed feature a single heavy-duty door with a 3 point locking system, designed to combine easy access and security, to create a hard-wearing, secure garden shed.



Kitchen Garden
Secrets Of Shed Building
secrets-of-shed-building.com

"The quality is well above the other cheap stuff."

- Ted



key features

FLEXISTORE SECURITY

- Tough 3-point locking system
- Pick-and-drill resistant lock
- Integral full metal base with fixing kit for securing the unit to the ground

FLEXISTORE DESIGN

- Ventilation slots in the fascia and roof eaves
- Green, grey or ivory finish
- Optional loading ramp
- Unlimited extensions
- Large easy access door

ASGARD FEATURES

- Weatherproof construction made from strong, thick, galvanised steel
- Supplied with a 10 year warranty*
- Maintenance free with no repainting or rotting
- Internal fixings with no externally exposed fixtures, safe and secure
- Easy self assembly with instructions provided
- Installation service available
- Accessory packs available

dimensions

UNIT DIMENSIONS

- A. Height: 1990mm (6ft 6")
- B. Width: 1580mm (5ft 2")
- C. Depth: 1107mm (3ft 7")
- Weight: 118Kg (18 stone)

BASE DIMENSIONS

1730mm x 1557mm

DOOR APERTURE

1710mm x 747mm

DOOR CLEARANCE 790mm

"I will need
another shed in the near
future and Asgard will be
my first choice."

-Frederick

flexistore 1522 - 5 x 7ft



flexistore 1522.

The Flexistore 1522 is the second largest standard shed in the Flexistore range. The Flexistore 1522 measures in at 5ft 2" x 7ft 4" long. The extended length is via one of our Flexistore extension packs, allowing our Flexistore range to be infinitely extended in depth in 1.1m increments.

The 1522 as with all of the Flexistore range features a tough integral metal floor that can be bolted to the ground for increased

security. Access is via a single heavy-duty door with a tough pick-and-drill resistant 3 point locking system – with internal dead bolts, designed to combine easy access with incredible security, to create a hard-wearing secure garden shed. Exclusive to the Flexistore range of sheds is the additional front ventilation system for improved air flow reducing internal condensation inside even when the unit is fully locked.

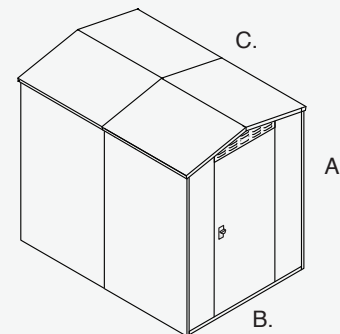


"Love the shed. Easy to build, secure and will last a lifetime."

- WS



MADE IN BRITAIN



key features

FLEXISTORE SECURITY

- Tough 3-point locking system
- Pick-and-drill resistant lock
- Integral full metal base with fixing kit for securing the unit to the ground

FLEXISTORE DESIGN

- Ventilation slots in the fascia and roof eaves
- Green, grey or ivory finish
- Optional loading ramp
- Unlimited extensions
- Large easy access door

ASGARD FEATURES

- Weatherproof construction made from strong, thick, galvanised steel
- Supplied with a 10 year warranty*
- Maintenance free with no repainting or rotting
- Internal fixings with no externally exposed fixtures, safe and secure
- Easy self assembly with instructions provided
- Installation service available
- Accessory packs available

dimensions

UNIT DIMENSIONS

- A. Height: 1990mm (6ft 6")
- B. Width: 1580mm (5ft 2")
- C. Depth: 2240mm (7ft 4")
- Weight: 184Kg (24 stone)

BASE DIMENSIONS

1730mm x 2640mm

DOOR APERTURE

1710mm x 747mm

DOOR CLEARANCE 790mm

flexistore 1533.

The Flexistore 1533 is the largest standard shed in the Flexistore range. The Flexistore 1533 measures in at 5ft 2" x 10ft 1" long, providing an incredible amount of garden storage. The extended length is via our Flexistore extension packs, allowing our Flexistore range to be infinitely extended in depth in 1.1m increments. The 1533 as with all of the Flexistore range features a tough integral metal floor that can be bolted to the ground for increased security. Access is via a single heavy-duty door with

a tough pick-and-drill resistant 3 point locking system – with internal dead bolts, designed to combine easy access with incredible security, to create a hard-wearing, secure garden shed. Exclusive to the Flexistore range of sheds is the additional front ventilation system for improved air flow reducing internal condensation inside even when the unit is fully locked.

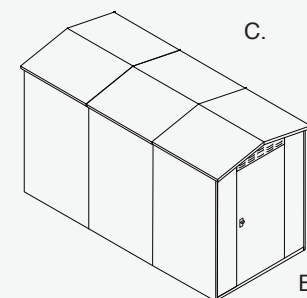


"In short, it's a high quality piece of kit. I can't really fault it."

- Zed



MADE IN BRITAIN



key features

FLEXISTORE SECURITY

- Tough 3-point locking system
- Pick-and-drill resistant lock
- Integral full metal base with fixing kit for securing the unit to the ground

FLEXISTORE DESIGN

- Ventilation slots in the fascia and roof eaves
- Green, grey or ivory finish
- Optional loading ramp
- Unlimited extensions
- Large easy access door

ASGARD FEATURES

- Weatherproof construction made from strong, thick, galvanised steel
- Supplied with a 10 year warranty*
- Maintenance free with no repainting or rotting
- Internal fixings with no externally exposed fixtures, safe and secure
- Easy self assembly with instructions provided
- Installation service available
- Accessory packs available

dimensions

UNIT DIMENSIONS

- A. Height: 1990mm (6ft 6")
- B. Width: 1580mm (5ft 2")
- C. Depth: 3330mm (10ft 1")
- Weight: 248Kg (39 stone)

BASE DIMENSIONS

1730mm x 3770mm

DOOR APERTURE

1710mm x 747mm

DOOR CLEARANCE 790mm



"Excellent quality and smart looking. Great locking system, very secure! Well worth the money and the weight. With a 10 year warranty, you can't go wrong!"

- Caravan Storage

flexistore 1533 - 5 x 11ft

"This is a safe
secure water tight well
constructed metal shed
would recommend."

-Heneve



centurion.

Combining strength with space, the Police Approved (Secured by Design) The Centurion is a tough and hard-wearing garden shed suitable for a range of outdoor storage uses. Built with security in mind the Centurion range is built from thick, heavy gauge galvanised (weatherproof) steel panels. All Centurion units have a built in metal floor, reinforced panels, a 5 point locking system and pick-and-drill resistant locks. Large reinforced double doors with welded hinges dead bolts give good access to your equipment,

whilst maintaining excellent security. The Centurion range also features handy electric socket mounting points for adding power to the units and feature Asgard's ventilation system to keep condensation to a minimum to keep your equipment safe and dry what ever the weather. The Centurion range of sheds is a professional level - high security storage unit suitable for both domestic and commercial use.



Secured by Design

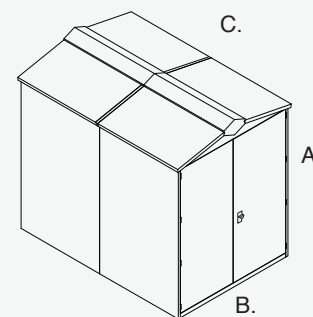


Police Preferred Specification



"I needed another so had no hesitation in purchasing the same model. Excellent construction, very sturdy... The first one, now three years old, shows absolutely no signs of wear and tear."

- Gramps of Takeley



key features

CENTURION SECURITY

- Police Approved (Secured by Design)
- Level 1 LCPB Approved
- Locksmith Approved
- Tough 5-point locking system
- Pick-and-drill resistant lock
- Integral full metal base with fixing kit for securing the unit to the ground
- Reinforced hinges, panels, doors, handle and lock system

CENTURION DESIGN

- Ventilated design to keep condensation to a minimum
- Full width easy access doors
- Unlimited extensions

ASGARD FEATURES

- Weatherproof construction made from strong, thick, galvanised steel
- Supplied with a 10 year warranty*
- Maintenance free with no repainting or rotting
- Internal fixings with no externally exposed fixtures, safe and secure
- Easy self assembly with instructions provided
- Installation service available
- Accessory packs available
- Green, grey or ivory finish

dimensions

UNIT DIMENSIONS

- A. Height: 2032mm (6ft 7")
- B. Width: 1580mm (5ft 2")
- C. Depth: 2240mm (7ft 4")
- Weight: 255Kg (40.2 stone)

BASE DIMENSIONS

1730mm x 2640mm

DOOR APERTURE

1690mm x 1420mm

DOOR CLEARANCE 760mm

All dimensions and weights are approximate.

See the
LCPB Test
video online!

"I would recommend
Asgard steel storage units
to anyone looking for
secure, long lasting and
high quality garden storage"

-Brian

centurion plus 1 - 5 x 11ft



centurion plus 1.

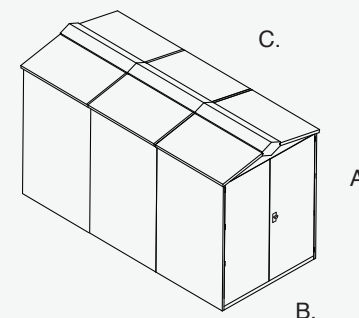
Combining strength with space, the Police Approved (Secured by Design) The Centurion is a tough and hard-wearing garden shed suitable for a range of outdoor storage uses. Built with security in mind the Centurion range is built from thick, heavy gauge galvanised (weatherproof) steel panels. All Centurion units have a built in metal floor, reinforced panels, a 5 point locking system and pick-and-drill resistant locks. Large reinforced double doors with welded hinges dead bolts give good access to your equipment,

whilst maintaining excellent security. The Centurion range also features handy electric socket mounting points for adding power to the units and feature Asgard's ventilation system to keep condensation to a minimum to keep your equipment safe and dry what ever the weather. The Centurion range of sheds is a professional level - high security storage unit suitable for both domestic and commercial use. For more space try our Centurion plus packs – the same great sheds, just bigger.



"I bought an Asgard "Centurion" metal shed a couple of years ago and was so pleased I recently bought the "Addition" bike store to complement it. I have found these units to be very secure, waterproof and without internal condensation."

- Sammy



key features

CENTURION SECURITY

- Police Approved (Secured by Design)
- Level 1 LCPB Approved
- Locksmith Approved
- Tough 5-point locking system
- Pick-and-drill resistant lock
- Integral full metal base with fixing kit for securing the unit to the ground
- Reinforced hinges, panels, doors, handle and lock system

CENTURION DESIGN

- Ventilated design to keep condensation to a minimum
- Full width easy access doors
- Unlimited extensions

ASGARD FEATURES

- Weatherproof construction made from strong, thick, galvanised steel
- Supplied with a 10 year warranty*
- Maintenance free with no repainting or rotting
- Internal fixings with no externally exposed fixtures, safe and secure
- Easy self assembly with instructions provided
- Installation service available
- Accessory packs available
- Green, grey or ivory finish

dimensions

UNIT DIMENSIONS

- A. Height: 2032mm (6ft 7")
- B. Width: 1580mm (5ft 2")
- C. Depth: 3330mm (10ft 11")
- Weight: 334Kg (52.8 stone)

BASE DIMENSIONS

1730mm x 3790mm

DOOR APERTURE

1690mm x 1420mm

DOOR CLEARANCE 760mm

All dimensions and weights are approximate.

See the
LCPB Test
video online!

"This shed is my second Asgard unit, and again, they have not let me down."

- PJ



centurion plus 2.

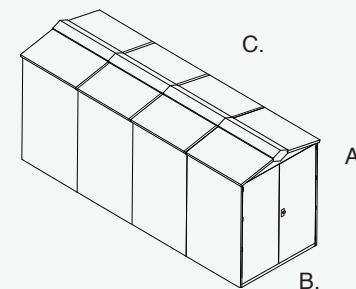
Combining strength with space, the Police Approved (Secured by Design) The Centurion plus 2 is an extended (14ft 6" deep) tough and hard-wearing garden shed suitable for a range of outdoor storage uses. Built with security in mind the Centurion plus 2 is built from thick, heavy gauge galvanised (weatherproof) steel panels. All Centurion units have a built in metal floor, reinforced panels, a 5 point locking system and pick-and-drill resistant locks. Large reinforced double doors with welded hinges dead

bolts give good access to your equipment, whilst maintaining excellent security. The Centurion range also features handy electric socket mounting points for adding power to the units and feature Asgard's ventilation system to keep condensation to a minimum to keep your equipment safe and dry what ever the weather. The Centurion plus 2 is a professional level - high security storage unit suitable for both domestic and commercial use.



"There are vents hidden in the roof eaves so (and this actually works) no condensation forms inside... I am well pleased, mine is top of the range and both of my neighbours have just ordered one each."

- ML



key features

CENTURION SECURITY

- Police Approved (Secured by Design)
- Level 1 LCPB Approved
- Locksmith Approved
- Tough 5-point locking system
- Pick-and-drill resistant lock
- Integral full metal base with fixing kit for securing the unit to the ground
- Reinforced hinges, panels, doors, handle and lock system

CENTURION DESIGN

- Ventilated design to keep condensation to a minimum
- Full width easy access doors
- Unlimited extensions

ASGARD FEATURES

- Weatherproof construction made from strong, thick, galvanised steel
- Supplied with a 10 year warranty*
- Maintenance free with no repainting or rotting
- Internal fixings with no externally exposed fixtures, safe and secure
- Easy self assembly with instructions provided
- Installation service available
- Accessory packs available
- Green, grey or ivory finish

dimensions

UNIT DIMENSIONS

- A. Height: 2032mm (6ft 7")
- B. Width: 1580mm (5ft 2")
- C. Depth: 4422mm (14ft 6")
- Weight: 413Kg (65 stone)

BASE DIMENSIONS

1730mm x 4940mm

DOOR APERTURE

1960mm x 1420mm

DOOR CLEARANCE 760mm

All dimensions and weights are approximate.

See the LCPB Test video online!

gladiator.

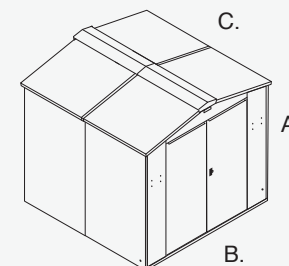
The Police Approved (Secured by Design) Gladiator is our widest (standard) garden shed, providing outdoor storage for the largest items of garden or play equipment. This professional level garden store is built from thick, heavy gauge, galvanised (weatherproof) steel panels. With a built in metal floor for increased strength and security and fitted with a superb pick-and-drill resistant, 5 point locking system, the Gladiator is an exceptionally secure shed. Security is further enhanced with reinforced hinges, toughened

doors and an internal deadbolt locking system. The Gladiator range also features handy electric socket mounting points for adding power to the units and feature Asgard's ventilation system to keep condensation to a minimum to keep your equipment safe and dry what-ever the weather. The Gladiator is available in a number of plus packages; the same great unit but with additional extension modules to increase the depth of the unit.



"Everything was great with company. From ordering online to delivery and installation. We've been through winter and the stuff that we stored stayed dry!!."

Cherry



key features

GLADIATOR SECURITY

- Police Approved (Secured by Design)
- Level 1 LCPB Approved
- Locksmith Approved
- Tough 5-point locking system
- Pick-and-drill resistant lock
- Integral full metal base with fixing kit for securing the unit to the ground
- Reinforced panels, locks and doors and welded hinges

GLADIATOR DESIGN

- Large easy access reinforced double doors
- Electric mounting plate for adding power to your unit*

ASGARD FEATURES

- Weatherproof construction made from strong, thick, galvanised steel
- Supplied with a 10 year warranty*
- Maintenance free with no repainting or rotting
- Internal fixings with no externally exposed fixtures, safe and secure
- Easy self assembly with instructions provided
- Installation service available
- Accessory packs available
- Green, grey or ivory finish

* Electrics not included

dimensions

UNIT DIMENSIONS

- A. Height: 2072mm (6ft 8")
- B. Width: 2240mm (7ft 4")
- C. Depth: 2240mm (7ft 4")
- Weight: 327Kg (51.7 stone)

BASE DIMENSIONS

2410mm x 2640mm

DOOR APERTURE

1690mm x 1420mm

DOOR CLEARANCE 760mm

All dimensions and weights are approximate.



"I've had the
Gladiator shed for about 3
years now, and extremely
pleased with it."

- Bob C

gladiator - 7 x 7ft

"They stand out from the crowd to other steel sheds."

- Brian Ford



gladiator plus 1.

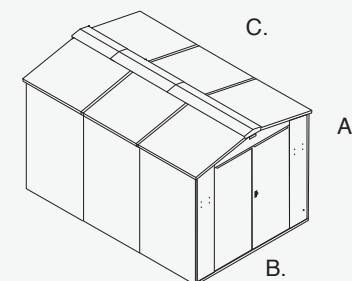
The Police Approved (Secured by Design) Gladiator plus 1 is a wide garden shed, providing exceptionally secure outdoor storage for the largest items of garden or play equipment. At 10ft 11" deep this professional level garden store is built from thick, heavy gauge, galvanised (weatherproof) steel panels. With a built in metal floor for increased strength and security and fitted with a superb pick-and-drill resistant, 5 point locking system, the Gladiator is an exceptionally secure shed. Security is further

enhanced with reinforced hinges, toughened doors and an internal deadbolt locking system. The Gladiator range also features handy electric socket mounting points for adding power to the units and feature Asgard's ventilation system to keep condensation to a minimum to keep your equipment safe and dry what-ever the weather. The Gladiator units extra width make them exceptionally versatile, suitable for both domestic and commercial use.



"I would recommend Asgard steel storage units to anyone looking for secure, long lasting and high quality garden storage"

Andy



key features

GLADIATOR SECURITY

- Police Approved (Secured by Design)
- Level 1 LCPB Approved
- Locksmith Approved
- Tough 5-point locking system
- Pick-and-drill resistant lock
- Integral full metal base with fixing kit for securing the unit to the ground
- Reinforced panels, locks and doors and welded hinges

GLADIATOR DESIGN

- Large easy access reinforced double doors
- Electric mounting plate* for adding power to your unit

ASGARD FEATURES

- Weatherproof construction made from strong, thick, galvanised steel
- Supplied with a 10 year warranty*
- Maintenance free with no repainting or rotting
- Internal fixings with no externally exposed fixtures, safe and secure
- Easy self assembly with instructions provided
- Installation service available
- Accessory packs available
- Green, grey or ivory finish

* Electrics not included

dimensions

UNIT DIMENSIONS

- A. Height: 2072mm (6ft 8")
- B. Width: 2240mm (7ft 4")
- C. Depth: 3330mm (10ft 11")
- Weight: 433Kg (68.3 stone)

BASE DIMENSIONS

2410mm x 3790mm

DOOR APERTURE

1690mm x 1420mm

DOOR CLEARANCE 760mm

All dimensions and weights are approximate.

"British engineering
and design at
it's best!"

- Paul



gladiator plus 2.

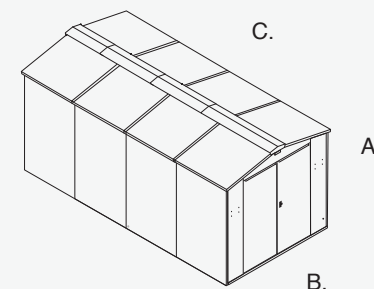
The Police Approved (Secured by Design) Gladiator plus 2 is a wide garden shed, providing exceptionally secure outdoor storage for the largest items of garden or play equipment. At 14ft 6" deep this professional level garden store is built from thick, heavy gauge, galvanised (weatherproof) steel panels. With a built in metal floor for increased strength and security and fitted with a superb pick-and-drill resistant, 5 point locking system, the Gladiator is an exceptionally secure shed. Security is further

enhanced with reinforced hinges, toughened doors and an internal deadbolt locking system. The Gladiator range also features handy electric socket mounting points for adding power to the units and feature Asgard's ventilation system to keep condensation to a minimum to keep your equipment safe and dry what-ever the weather. The Gladiator units extra width make them exceptionally versatile, suitable for both domestic and commercial use.



"Well designed secure shed, don't hesitate to buy - well worth the money."

John



key features

GLADIATOR SECURITY

- Police Approved (Secured by Design)
- Level 1 LCPB Approved
- Locksmith Approved
- Tough 5-point locking system
- Pick-and-drill resistant lock
- Integral full metal base with fixing kit for securing the unit to the ground
- Reinforced panels, locks and doors and welded hinges

GLADIATOR DESIGN

- Large easy access reinforced double doors
- Electric mounting plate* for adding power to your unit

ASGARD FEATURES

- Weatherproof construction made from strong, thick, galvanised steel
- Supplied with a 10 year warranty*
- Maintenance free with no repainting or rotting
- Internal fixings with no externally exposed fixtures, safe and secure
- Easy self assembly with instructions provided
- Installation service available
- Accessory packs available
- Green, grey or ivory finish

* Electrics not included

dimensions

UNIT DIMENSIONS

- A. Height: 2072mm (6ft 8")
- B. Width: 2240mm (7ft 4")
- C. Depth: 4422mm (14ft 6")
- Weight: 539Kg (85 stone)

BASE DIMENSIONS

2410mm x 4940mm

DOOR APERTURE

1690mm x 1420mm

DOOR CLEARANCE 760mm

All dimensions and weights are approximate.

trojan plus fishing tackle storage - 7 x 3ft



trojan plus fishing tackle storage.

The Trojan Plus Fishing Tackle Storage from Asgard is a secure all-metal shed designed for storing all of your fishing equipment including storage boxes, fishing rod bags, nets, tackle and more. Measuring 7ft 2" wide x 3ft 1" deep x 6ft 6" high with double doors, the shed is perfect for gaining easy access to your fishing equipment. Whether you're an amateur angler or a seasoned professional fisherman, our home fishing tackle storage is designed to keep your fishing gear safe, secure and dry.



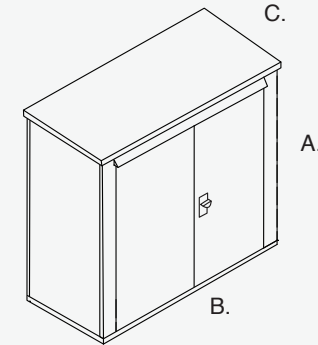
MADE IN BRITAIN

Made from heavy-duty galvanised (weatherproof) steel and supplied with a 10-year warranty, this heavy-duty fishing equipment store features an integral metal base and 5-point locking system with pick-and-drill resistant lock to keep your equipment safe. While the unique ventilation system ensures your equipment stays dry. The Trojan Plus extra tall fishing store comes complete with a universal ramp, 2 heavy-duty shelves, 5 hooks and a 10 pack of eyelets.



"Peace of mind knowing that my fishing tackle is as safe as it can be."

- Christopher Merrell



key features

TROJAN PLUS SECURITY

- Tough 5-point locking system
- Pick-and-drill resistant lock
- Integral full metal base with fixing kit for securing the unit to the ground

TROJAN PLUS DESIGN

- Large easy access double door ideal for fishing poles
- Integral shed ventilation keeping equipment dry
- Green, grey or ivory finish
- Integral rain guard
- Complete with accessories

ASGARD FEATURES

- Weatherproof construction made from strong, thick, galvanised steel
- Supplied with a 10 year warranty*
- Maintenance free with no repainting or rotting
- Internal fixings with no externally exposed fixtures, safe and secure
- Easy self assembly with instructions provided
- Installation service available
- Extra accessories available

dimensions

UNIT DIMENSIONS

- A. Height: 2110mm (6ft 9")
- B. Width: 2200mm (7ft 2")
- C. Depth: 950mm (3ft 1")
- Weight: 160Kg (25 stone)

BASE DIMENSIONS

2350mm x 1100mm

DOOR APERTURE

1760mm x 1572mm

DOOR CLEARANCE

810mm

accessories.



SHELVES

Our easy fit shelf kits, work by screwing into pre-drilled holes (additional screws and instructions are provided in the shelf kit). The shelf packs are a great way of storing dangerous tools or heavy equipment off the floor and free up valuable floor space. They are also great for organising your possessions into easy to find places. The shelf packs are made from the same strong galvanized steel as the metal sheds, ensuring they are weatherproof and long lasting. Our shelf packs are manufactured in the same great choice of colours to match your Asgard shed. The shelves are also supplied with a free 10 year warranty as standard.

Pack Size: Available as individually, packs or part of bundles.

Colours: Green, grey or ivory finish.

Size: Various depending on unit.



HOOKS

Get the most out of your Asgard with a hook pack. The universal hooks are produced from the same thick galvanised as the Asgard metal sheds, which gives you durable and long lasting storage. They are ideal for hanging heavy objects out of the reach of children or for keeping delicate equipment off the floor. The screw hole is pre-drilled for you, making the installation of the hooks effortless. The hooks are supplied in a choice of colours and sold in packs of 5 or 10. Our hook packs have a 10 year warranty as standard.

Pack Size: Packs of 5, 10 or part of bundles.

Colours: Green, grey or ivory finish.

Size: 135mm (h) x 40mm (d) x 40mm (w)

Internal depth is 35mm. Front lip is 29mm high.



EYELETS

The eyelets are small and mighty and can be used with a plethora of bike chains and bungee cords. The eyelets are produced from the same heavy-duty, weatherproof steel as the Asgard metal shed collection. Numerous pre-drilled locations, the eyelets can be installed at multiple height levels making them even easier and tidier to use. All the necessary screws for the eyelets are supplied as standard and all the holes are pre-drilled to make sure that installation is a breeze. The eyelets are manufactured in a choice of colours (Green, Grey and Ivory) and are sold in packs of 10 with a 10 year warranty.

Pack Size: Packs of 10 or part of bundles.

Colours: Green, grey or ivory finish.

Size: 60mm (h) x 34mm (w)




RAMP

The universal shed ramp is a tough, metal ramp that will fit most Asgard sheds. This heavy-duty ramp helps you to load heavy items into your Asgard shed with ease, making maneuvering heavy and bulky items in and out of your shed effortless. The ramps are easy to install, simply slide the ramp under the shed and the weight of the unit will hold it in place, allowing the door to close over the top. The ramps are made from the same tough weatherproof steel as the units, for long lasting durability. You can choose a colour from our range to match your shed. The universal ramps are sold individually with a 10 year warranty.

Pack Size: Available individually or part of bundles.

Colours: Green, grey or ivory finish.

Size: 200mm (d) x 1350mm (w)



WOODEN SUBFLOOR

All Asgard steel sheds are built with a tough internal galvanised metal base, but no matter how careful you are, general day to day use may scratch the finish of your Asgard shed floor. To keep your shed protected and in superb condition, we have created our wooden subfloor packs. These protective wooden floors not only protect the finish they also help to reduce noise inside the storage unit. The floor simply drops into place over the integral metal floor, so fitting is easy with no tools required! Each subfloor pack is pre-cut to the exact size to fit your unit.

Pack Size: Available individually or part of bundles.

Colours: Natural

Size: Various to fit unit.



TOOL RAIL

Tool rails are available for a selection of Asgard garden sheds. Our tool rails have been designed to give you even more storage space and allow you to organise your gardening tools in a neat and tidy manner. Our tool rails are made from the same strong, galvanised steel as our units, giving you unbeatable strength. They are also available in a choice of colours to match your Asgard shed. As with all of our metal shed accessories, our tool rails are very easy and simple to fit with pre-drilled holes and all the screws provided.

Pack Size: Available individually or part of bundles.

Colours: Green, grey or ivory finish.

Size: Various sizes available depending on unit.

from the pros...



CYCLING PLUS

REVIEWING THE ADDITION BIKE SHED

Cycling Plus magazine rated our store 9/10 and wrote, "The best bike storage we've seen by a long way. Storage is always a problem for cyclists. Our bikes are often the second most valuable items we own after the car – sometimes they're worth a lot more – so we tend to bring them into the house. But bikes just aren't designed for leaning up in hallways or stuffing under beds. So if you're fed up tripping over your bike around the house and want to keep it and all the other mucky cleaning, tweaking and riding paraphernalia outside the house where it won't get nicked – one of Asgard's bike stores could be what you're after."

Ealing Cycling News

REVIEWING THE ADDITION BIKE SHED

'First impressions are good, the unit really does fit 3 bikes as the photographs show the shelving unit makes a big difference to store the usual stuff. The unit feels rock solid and very secure and the lock should be enough to deter most people. The model up allows you to add your own padlock. The whole thing can be secured further by using ground bolts and there are optional ground anchors too...'. "I prefer this over the Trimetal model, the shelving and hooks are a nice touch and not being top opening means you can store things on top of it.'

David Eales

MOTOR CYCLE M O N T H L Y

REVIEWING THE CENTURION

It's big, expensive and tough - but it can also get bigger with a series of extension packs. Ideal if you're a collector or someone with a large tourer. It's the only bike shed that is UK locksmith approved and - better still - the size and weight means that if you have your bike stored in this overnight, your insurers class it as 'garaged'.





The Telegraph

REVIEWING THE ANNEXE

'This is a beast of a bike shed. Comes in green or ivory it can store three bikes (including, and I've tried, bikes with baskets), plus helmets, shoes and all other cycling paraphernalia. The shed is made from thick galvanised steel panels (11 in total), more than 150 screws, brackets and fixing devices and has a heavy-duty integral metal, 5-point locking system; the main lock is a Euro cylinder which is claimed to be pick-and-drill resistant. It needs around 2 square meters of outdoor space and a flat, concrete surface to sit on. Asgard can construct it for you - but if you try it yourself you will need a powerdriver screwdriver and a friend to help.

road.cc
pedal powered

REVIEWING THE ANNEXE BIKE SHED

'It is as solid as it looks. It's made from 1.2mm thick galvanised steel panels and weighs an impressive 103kg. It's not going anywhere easily, and for further security the metal base can be bolted to the floor. There's a three-point locking system, and the main lock is a Euro cylinder claimed to be pick-and-drill resistant. It arrived flat packed on the back of a lorry. There's quite a few pieces, and the biggest bag of bolts I've ever seen in my life. Fortunately my fear at constructing it proved unfounded, the instructions are easy to follow and it goes up easily in a short space of time.'

Cycling WEEKLY

REVIEWING THE ANNEXE BIKE STORAGE

'We were really impressed with the Asgard Annexe we featured in the February 24 issue with its room for up to three bikes. But knowing you lot as well as we do, we also know that most will own more than three bikes (don't worry your secret is safe with us!). Which got us to thinking about what we would do if we wanted to store more. Enter the Asgard storage garage... With a floor area measuring five foot by nine, it'll hold quite a few more than three bikes. In fact it's almost high enough to stand in and can be fitted with a hook rail and shelf so there are several options when it comes to storing bike stuff in it.'



REVIEWING THE ANNEXE

'Its credentials looked good on paper: 5-point locking system, with reinforced doors, panels and hinges etc.. In addition and it has received LPCB approval. We wanted to test out how strong it was and how much of a beating it would take. As a result we decided to give the Annexe a going over with a hammer, crank and screwdriver (basic tools in a bike thief's armoury) to see what it could withstand. You can check out how we, and the Annexe, got on in our video. Conclusion: It is green, made of steel, heavy-duty and can withstand a proper pounding. We know because we tried to give it one!'



RiDE

MOTORCYCLE

SPORT & LEISURE

REVIEWING THE MOTORCYLCE

'Spending £1300 on a metal garage is a serious decision, especially when the same amount of money could buy one hell of a wooden shed. But after a few months using this Asgard garage I've been converted. If security is an issue then this could be the answer. Secure locks give the doors a sturdy feel, and steel sides and roof would defeat all but the most serious of tools. The interior has a plug socket and vents so wet bikes can dry and there's a shelf for your helmet. It's designed for one bike but you could squeeze two bikes in. It only takes up minimal room, but needs a concrete or slab base.'

REVIEWING THE MOTORCYCLE PLUS

'Asgard is a company based in Bradford, that makes high quality, steel sheds and garages in all kinds of sizes. I've got a couple of mates who have on it its units and so I've seen the quality first hand. The Motorcycle-Plus unit looked perfect for me – big enough (5ft wide x 10ft 9in deep x 6ft 7in tall) for two bikes, counts as a garage for insurance purposes (and is a darn sight more secure than most up-and-over garage doors), but needs no planning permission. At £1199, it's a lot cheaper than building a garage too.'



REVIEWING THE MOTORCYCLE GARAGE

'The Asgard Motorcycle Garage was put through rigorous testing by the UKLA to analyse the overall security and build quality. From delivery through to self assembly. The UKLA did it all. We are happy to report the Asgard motorcycle garage did pretty well indeed!! The Asgard motorcycle garage has been designed and manufactured here in the UK (Yorkshire) to the highest standards and represents the best in home grown UK engineering and manufacturing. Made from fully galvanised steel, this weatherproof motorcycle garage features a drill and pick resistant lock, a fantastic 5 point locking system and dead bolts!'



Singletrack
mountain bike magazine

REVIEWING THE CYCLE STORAGE X 8

"The level of detail included in the build is impressive and it comes with everything you need, though it must be sited on either concrete foundation or solid patio, The lock on the door is a triple point contact system using Yale-style cylinder keys. You can also buy a wireless infra-red alarm from Asgard, and if anyone were to try and break in, the fact is essentially a huge steel drum means they at least won't be able to do it in silence. Overall if you are a typical domestic male you will be in shed heaven with the Asgard. The level of security it offers is second only to a well- padlocked shipping container."



DESCENT
WORLD

REVIEWING THE ACCESS BIKE STORAGE

"Usability of the unit is top notch. Access is gained through large double front doors as well as the whole roof of the unit lifting up making getting bikes in and out a breeze. The inside itself is particularly spacious, initial concerns that 4 bikes was a little optimistic proved unfounded with 4 bikes fitting with ease along with my strimmer and tool boxes!..." "For those of you used to having your bikes inside your house will of course be concerned about protection from the elements. No concerns here, all access points are well shielded from the elements and the galvanised steel construction should give great protection over time."



Asgard Steel Storage
1392 Leeds Road, Bradford, BD3 7AE

03456 580 730

Order Online: www.asgardsss.co.uk

